



Office: Rotterdam

Date: 14 September 2009

This certificate is issued to DIAC (Dependable Industrial Automation Consultancy) in order to certify that the undersigned Surveyor has carried out on DIAC's request a review of report no: DIAC-VLVT-2008-110-R1-SILCLASS_V_NT.DOC, September 2009 dealing with Safety Integrity Level-SIL: Classification assessment of the following products:

- Valve Technologies V1 & NEXTECH(TM) Series Ball Valve Series Assembly for process duties until/including pressure class API 20,000, sizes 0,25" until/including 42", and are classified per IEC 61508 as type A equipment

In order to assess compliance with IEC 61508 a performance assessment has been carried out of the V1 (TM) Floating Ball Valve Series and NEXTECH (TM) Trunnion Ball Valve Series assembly.

This assessment investigates the SIL's up to which the V1 & NEXTECH (TM) Ball Valve Series assembly within the scope of assessment can realistic be applied in safety related applications.

The review was based on verifying the compliance with IEC 61508 with regard to the following aspects:

- method used
- consistency throughout the report
- clearness of communication evidence
- justification of evidence & source references

The IEC 61508's first premises is that there is equipment intended to provide a function, there is a system which controls it, and between them they pose a risk. The standard's second premises is that " safety functions" are to be provided to reduce the risk posed by the " Equipment Under Control " (EUC) and it's control system.

Any system which is designated to implement the required safety functions necessary to achieve a safe state for the EUC and which are intended to achieve the necessary safety integrity for the required safety function are classified as safety related systems.

Safety integrity is defined as the likelihood of a safety related system satisfactorily performing the required safety functions under all stated conditions, within a stated period of time and a safety integrity level (SIL) as a discrete level for specifying the safety integrity requirements of the safety functions.

We hereby confirm that the above is reflected in the DIAC report no. DIAC-VLVT-2008-100-R1-SILCLASS_V_NT.DOC, September 2009, as a result of the method applied, demonstrated consistency, clearness of communicated evidence and the justification of evidence and source references





Results are such that the SIL-3 actuated ValvTech V1& NEXTECH (TM) Ball Valve Series assembly is confirmed to be capable to perform at SIL-3 in a single valve configuration and is confirmed to be capable to perform at SIL-4 in a Double Valve configuration taking into account conservative Severe Duty failure, taking into account conservative failure data at a half year Proof Test Interval Time for Unclean Severe Duty services. (one year using selected components and/or full design Safety Analysis Reliability - SAR)

The recommendations as laid down in the DIAC report are to be followed.


Eur.Ing W.J.Dijke C.Eng M.I.Mar.Est
Surveyor to Lloyd's Register EMEA
A member of the Lloyd's Register Group

Lloyd's Register EMEA
W.J. Dijke
Rotterdam Office


Lloyd's Register, its affiliates and subsidiaries and their respective officers, employees or agents are, individually and collectively, referred to in this clause as the 'Lloyd's Register Group'. The Lloyd's Register Group assumes no responsibility and shall not be liable to any person for any loss, damage or expense caused by reliance on the information or advice in this document or howsoever provided, unless that person has signed a contract with the relevant Lloyd's Register Group entity for the provision of this information or advice and in that case any responsibility or liability is exclusively on the terms and conditions set out in that contract.

CLIENT: ValvTechnologies, Inc. 6600 Diehl Rd., HOUSTON TX 77092, USA Tel: R. Simeoni +1 713 860 0400 Fax: R. Simeoni +1 713 860 0499 E-mail: rsimeoni@valv.com Website: www.valv.com					ORIGINATOR: DEPENDABLE Industrial Automation Consultancy bv. P.O. Box 42; NL-2110 AA Aerdenhout The Netherlands Tel: +31 (0)653 644 328. Fax: +31 (0)23 – 547 1407 E-mail: office@diac.nl; website: www.diac.nl																																																																																																																																																																																																																																		
REPORT REFERENCE: DIAC-VLVT-2008-110-R1-SILCLASS V_NT.DOC. Security Class: Confidential																																																																																																																																																																																																																																							
TITLE: SIL Classification ValvTechnologies V1 & NEXTECH Series Ball Valves																																																																																																																																																																																																																																							
SUMMARY. This report summarises the Safety Integrity Level (SIL) performance assessment of the V1 & NEXTECH(TM) Ball Valve Series Assembly for process service duties until/ including pressure class API 20,000, sizes 0.25" until/ including 42" (as per individual model applicable).																																																																																																																																																																																																																																							
DIAC-VLVT-2008-110: SIL Classification ValvTechnologies V1 & NEXTECH Series Ball Valves																																																																																																																																																																																																																																							
<table border="1"> <thead> <tr> <th rowspan="2">Component</th> <th colspan="3"></th> <th rowspan="2">HFT</th> <th rowspan="2">Type</th> <th rowspan="2">MTBF-D</th> <th colspan="4">Failure Rates - Full Stroke</th> </tr> <tr> <th>SFF</th> <th>DCF</th> <th>PPD-Average probability</th> <th>Dangerous [1/h]</th> <th>Dangerous detected [1/h]</th> <th>Dangerous undetected [1/h]</th> <th>Safe SD+SU [1/h]</th> </tr> </thead> <tbody> <tr> <td>Manufacturer, Model No.,</td> <td></td> <td></td> <td></td> <td></td> <td></td> <td></td> <td></td> <td></td> <td></td> <td></td> <td></td> </tr> <tr> <td>Duty Description</td> <td></td> <td></td> <td></td> <td></td> <td></td> <td></td> <td></td> <td></td> <td></td> <td></td> <td></td> </tr> <tr> <td>Actuator SIL-3 Spring Return</td> <td></td> <td></td> <td></td> <td>0</td> <td>A</td> <td>5000</td> <td>2.28E-08</td> <td>2.05E-08</td> <td>2.28E-09</td> <td></td> <td>Note(2)</td> </tr> <tr> <td>Minimum Performance Values</td> <td>90.0%</td> <td>90.0%</td> <td>1.00E-04</td> <td></td> <td></td> <td></td> <td></td> <td></td> <td></td> <td></td> <td>2.05E-07</td> </tr> <tr> <td>ValvTechnologies V1. ERV. XACT</td> <td></td> <td></td> <td></td> <td></td> <td></td> <td></td> <td></td> <td></td> <td></td> <td></td> <td>Note(1)</td> </tr> <tr> <td>Min: Unclean Severe Duty</td> <td>91.9%</td> <td>91.9%</td> <td>3.91E-04</td> <td>0</td> <td>A</td> <td>1280</td> <td>8.92E-08</td> <td>8.20E-08</td> <td>7.22E-09</td> <td></td> <td>-</td> </tr> <tr> <td>Average: Normal Duty</td> <td>91.9%</td> <td>91.9%</td> <td>1.67E-04</td> <td>0</td> <td>A</td> <td>3000</td> <td>3.81E-08</td> <td>3.50E-08</td> <td>3.08E-09</td> <td></td> <td>-</td> </tr> <tr> <td>Max: Clean Duty</td> <td>91.9%</td> <td>91.9%</td> <td>8.62E-05</td> <td>0</td> <td>A</td> <td>5800</td> <td>1.97E-08</td> <td>1.81E-08</td> <td>1.59E-09</td> <td></td> <td>-</td> </tr> <tr> <td>ValvTechnologies NEXTECH</td> <td></td> <td></td> <td></td> <td></td> <td></td> <td></td> <td></td> <td></td> <td></td> <td></td> <td>Note(1)</td> </tr> <tr> <td>Min: Unclean Severe Duty</td> <td>93.9%</td> <td>93.9%</td> <td>3.91E-04</td> <td>0</td> <td>A</td> <td>1280</td> <td>8.92E-08</td> <td>8.37E-08</td> <td>5.44E-09</td> <td></td> <td>-</td> </tr> <tr> <td>Average: Normal Duty</td> <td>93.9%</td> <td>93.9%</td> <td>1.67E-04</td> <td>0</td> <td>A</td> <td>3000</td> <td>3.81E-08</td> <td>3.57E-08</td> <td>2.32E-09</td> <td></td> <td>-</td> </tr> <tr> <td>Max: Clean Duty</td> <td>93.9%</td> <td>93.9%</td> <td>8.62E-05</td> <td>0</td> <td>A</td> <td>5800</td> <td>1.97E-08</td> <td>1.85E-08</td> <td>1.20E-09</td> <td></td> <td>-</td> </tr> <tr> <td>Final Element Assembly Total</td> <td></td> <td></td> <td></td> <td></td> <td></td> <td></td> <td></td> <td></td> <td></td> <td></td> <td>Note(3)</td> </tr> <tr> <td>SIL-3 Spring Return Actuator actuated</td> <td>91.9%</td> <td>91.9%</td> <td>4.91E-04</td> <td>0</td> <td>A</td> <td>1018</td> <td>1.12E-07</td> <td>1.03E-07</td> <td>9.07E-09</td> <td></td> <td>2.05E-07</td> </tr> <tr> <td>ValvTechnologies V1 or NEXTECH</td> <td></td> <td></td> <td></td> <td></td> <td></td> <td></td> <td></td> <td></td> <td></td> <td></td> <td></td> </tr> <tr> <td>Unclean Severe Duty</td> <td></td> <td></td> <td></td> <td></td> <td></td> <td></td> <td></td> <td></td> <td></td> <td></td> <td></td> </tr> <tr> <td>Proof Test Interval Time (for PFD):</td> <td colspan="3">1 [year]</td> <td></td> <td></td> <td></td> <td></td> <td></td> <td></td> <td></td> <td></td> </tr> </tbody> </table>										Component				HFT	Type	MTBF-D	Failure Rates - Full Stroke				SFF	DCF	PPD-Average probability	Dangerous [1/h]	Dangerous detected [1/h]	Dangerous undetected [1/h]	Safe SD+SU [1/h]	Manufacturer, Model No.,												Duty Description												Actuator SIL-3 Spring Return				0	A	5000	2.28E-08	2.05E-08	2.28E-09		Note(2)	Minimum Performance Values	90.0%	90.0%	1.00E-04								2.05E-07	ValvTechnologies V1. ERV. XACT											Note(1)	Min: Unclean Severe Duty	91.9%	91.9%	3.91E-04	0	A	1280	8.92E-08	8.20E-08	7.22E-09		-	Average: Normal Duty	91.9%	91.9%	1.67E-04	0	A	3000	3.81E-08	3.50E-08	3.08E-09		-	Max: Clean Duty	91.9%	91.9%	8.62E-05	0	A	5800	1.97E-08	1.81E-08	1.59E-09		-	ValvTechnologies NEXTECH											Note(1)	Min: Unclean Severe Duty	93.9%	93.9%	3.91E-04	0	A	1280	8.92E-08	8.37E-08	5.44E-09		-	Average: Normal Duty	93.9%	93.9%	1.67E-04	0	A	3000	3.81E-08	3.57E-08	2.32E-09		-	Max: Clean Duty	93.9%	93.9%	8.62E-05	0	A	5800	1.97E-08	1.85E-08	1.20E-09		-	Final Element Assembly Total											Note(3)	SIL-3 Spring Return Actuator actuated	91.9%	91.9%	4.91E-04	0	A	1018	1.12E-07	1.03E-07	9.07E-09		2.05E-07	ValvTechnologies V1 or NEXTECH												Unclean Severe Duty												Proof Test Interval Time (for PFD):	1 [year]										
Component				HFT	Type	MTBF-D	Failure Rates - Full Stroke																																																																																																																																																																																																																																
	SFF	DCF	PPD-Average probability				Dangerous [1/h]	Dangerous detected [1/h]	Dangerous undetected [1/h]	Safe SD+SU [1/h]																																																																																																																																																																																																																													
Manufacturer, Model No.,																																																																																																																																																																																																																																							
Duty Description																																																																																																																																																																																																																																							
Actuator SIL-3 Spring Return				0	A	5000	2.28E-08	2.05E-08	2.28E-09		Note(2)																																																																																																																																																																																																																												
Minimum Performance Values	90.0%	90.0%	1.00E-04								2.05E-07																																																																																																																																																																																																																												
ValvTechnologies V1. ERV. XACT											Note(1)																																																																																																																																																																																																																												
Min: Unclean Severe Duty	91.9%	91.9%	3.91E-04	0	A	1280	8.92E-08	8.20E-08	7.22E-09		-																																																																																																																																																																																																																												
Average: Normal Duty	91.9%	91.9%	1.67E-04	0	A	3000	3.81E-08	3.50E-08	3.08E-09		-																																																																																																																																																																																																																												
Max: Clean Duty	91.9%	91.9%	8.62E-05	0	A	5800	1.97E-08	1.81E-08	1.59E-09		-																																																																																																																																																																																																																												
ValvTechnologies NEXTECH											Note(1)																																																																																																																																																																																																																												
Min: Unclean Severe Duty	93.9%	93.9%	3.91E-04	0	A	1280	8.92E-08	8.37E-08	5.44E-09		-																																																																																																																																																																																																																												
Average: Normal Duty	93.9%	93.9%	1.67E-04	0	A	3000	3.81E-08	3.57E-08	2.32E-09		-																																																																																																																																																																																																																												
Max: Clean Duty	93.9%	93.9%	8.62E-05	0	A	5800	1.97E-08	1.85E-08	1.20E-09		-																																																																																																																																																																																																																												
Final Element Assembly Total											Note(3)																																																																																																																																																																																																																												
SIL-3 Spring Return Actuator actuated	91.9%	91.9%	4.91E-04	0	A	1018	1.12E-07	1.03E-07	9.07E-09		2.05E-07																																																																																																																																																																																																																												
ValvTechnologies V1 or NEXTECH																																																																																																																																																																																																																																							
Unclean Severe Duty																																																																																																																																																																																																																																							
Proof Test Interval Time (for PFD):	1 [year]																																																																																																																																																																																																																																						
SFF: Safe Failure Fraction, DCF: Diagnostic Coverage Factor, HFT: Hardware Fault Tolerance Note(1): Ball Valve does not feature Flow Tending to Open/ FTClose, hence no Safe Failure for Ball Valve Note(2): Failure Rate - Safe is based upon SFF and Failure Rates DD and -DU. Note(3): Failure Rate - Safe actuated Ball Valve Assy equal to FR-Safe of Actuator																																																																																																																																																																																																																																							
The SIL-3 actuator actuated ValvTech V1 & NEXTECH(TM) Ball Valve Series assembly is confirmed to be capable to perform at SIL-3 in a Single Valve configuration and is confirmed to be capable to perform at SIL-4 in a Double Valve configuration taking into account conservative Severe Duty failure data at a half year Proof Test Interval Time for Unclean Severe Duty services (one year using selected components and/ or full design SAR)																																																																																																																																																																																																																																							
Recommendation It is strongly recommended to closely consult ValvTechnologies, Inc. to finalise issues with regard to installation, commissioning, operation, maintenance and safety-related proof testing or any other deployment relevant matter.																																																																																																																																																																																																																																							
DOCUMENT HISTORY: Version R1: Final Report																																																																																																																																																																																																																																							
DISTRIBUTION: ValvTechnologies, Inc. 1 original, 2 copies, 1 electronic copy PDF Lloyd's EMEA, Rotterdam 1 copy (archive) Dependable Industrial Aut. Cons.bv. 1 copy (project work file), 1 copy for formal Registration																																																																																																																																																																																																																																							
	Name	Signature	Date	Remarks																																																																																																																																																																																																																																			
Author	Ir. Ing. C. P. Willig		6 Sept 2009																																																																																																																																																																																																																																				
Checked for client	Mr. Ricardo Simeoni, Director Oil & Gas		14-SEPT-09																																																																																																																																																																																																																																				

This document is copyright to DEPENDABLE Industrial Automation Consultancy B.V.. It is offered to ValvTechnologies, Inc. in fulfilment of the agreed scope of work and is for their sole use. The content and methodology presented in this document represent intellectual property which is proprietary to DEPENDABLE Industrial Automation Consultancy B.V.. It is not to be shown to third parties, copied or reproduced in any form without the mutual written permission of DEPENDABLE Industrial Automation Consultancy B.V. Distribution of this document is permitted to ValvTechnologies, Inc..

Cornelis P. Willig

Digitally signed by Cornelis P. Willig
 DN: CN = Cornelis P. Willig
 Reason: I am approving this document
 Location: DIAC-VLVT-2008-110-R1-SIL-CLASS_V_NT : exactly same contents.
 Date: 2009.09.14 17:46:16 +02'00'