

May 07, 2024

Attention: Jesus Velazquez
VALVTECHNOLOGIES
5904 BINGLE ROAD
HOUSTON, TX 77092

The design submission, Tracking Number 2024-02171, originally received on April 10, 2024 was surveyed and accepted for registration as follows:

CRN : 0C24077.2 **Accepted on:** May 07, 2024
Reg Type: NEW DESIGN **Expiry Date:** May 07, 2034
Drawing No. : 399 V1-R Data Sheet [April 2024] As Noted
Fitting type: Ball Valves

The registration is conditional on your compliance with the following notes:

- This registration covers those valves that are in compliance with ASME B16.34, in regards to materials, dimensions, marking, pressure and temperature ratings etc.

As indicated on AB-41 Statutory Declaration or AB-351 Declaration of Conformity form and submitted documentation, the code of construction is B16.34.

- It is our understanding that the fitting(s), included as the scope of this submission, that is(are) subject to the Safety Codes Act shall comply with the requirements of the indicated Standard or Code of Construction on the AB-41 Statutory Declaration or AB-351 Declaration of Conformity as supported by the attached data which identifies the dimensions, materials of construction, press./temp. ratings and the basis for such ratings, and the identification marking of the fittings.

- This registration is valid only for fittings fabricated at the location(s) covered by the QC certificate attached to the accepted AB-41 Statutory Declaration or AB-351 Declaration of Conformity form.

- This registration is valid only until the indicated expiry date and only if the Manufacturer maintains a valid quality management system approved by an acceptable third-party agency, and maintains a valid Certification of Authorization Permit if required by the jurisdiction where manufacturing takes place, until that date.

- Should the approval of the quality management system lapse before the expiry date indicated above, this registration shall become void.

An invoice covering survey and registration fees will be forwarded from our Revenue Accounts.

If you have any question don't hesitate to contact me by phone at (780) 433-0281 ext 3362 or fax (780) 437-7787 or e-mail Blair@absa.ca.

Sincerely,



BLAIR, JODY, P. Eng.
DOP Cert. No. D00010552

**STATUTORY DECLARATION
Registration of Fittings**
Single or Multiple Fitting Designs within one Fitting Category

I, David Karl, Engineering Manager
(name of applicant) (position title) (must be in a position of authority)
of ValvTechnologies
(name of manufacturer)
located at 5904 Bingle Road, Houston, Texas, 77092 USA
(plant address)

In this space, show facsimile of manufacturer's logo or trademark as it will appear on the fitting.

VALVTECHNOLOGIES

do solemnly declare that the fittings listed hereunder, which are subject to the Safety Codes Act (select only one)

- comply with the requirements of ASME B16.34 which specifies the dimensions, (title of recognized North American Standard) materials of construction, pressure/temperature ratings and identification marking of the fittings, or
- are not covered by the provisions of a recognized North American standard and are therefore manufactured to comply with _____ as supported by the (title of code of construction or other applicable document) attached data which identifies the dimensions, materials of construction, pressure/temperature ratings and the basis for such ratings, and the identification marking of the fittings.

I further declare that the manufacture of these fittings is controlled by a quality control program which has been verified as described in the below Table as being suitable for the manufacturing of these fittings to the stated standard, regulation, code, guideline or other applicable document. The fittings covered by the declaration for which I seek registration are as provided in the Supplementary Sheet(s) attached.

Quality Program Verification and Manufacturing Sites

A copy of the Quality Certificate from each manufacturing site must be included

Item #	Product Description, Model or Series	Quality Program	Scope of Certification	Expiry Date	Verifying Organization	Location(s) Plant Name and address
1.	V1-R, Inline-Repairable Ball Valve	ISO 9001	See attached certificate	2027-01-22	DNV	5904 Bingle Rd Houston, Texas 77092
2.						

In support of this application, the following information, calculations and/or test data are attached:

General Assembly Drawing and Brochure

[Signature] (Signature of the Declarer)

4/10/24 (Date)

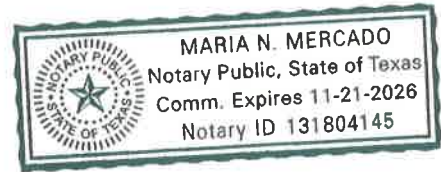
DECLARED before me at Houston in the state of Texas

this 10th day of April, 2024

(print) Maria N. Mercado (a Commissioner of Oaths or Notary Public)

(sign) Maria N. Mercado (a Commissioner of Oaths or Notary Public)

11-21-2026 (expiry date (mm/dd/yy))



Commissioner of Oaths / Notary Public in and for: Texas

For ABSA Office Use Only:

NOTES:

To the best of my knowledge and belief, the application meets the requirements of the Safety Codes Act and CSA Standard B51, Part 1, Clause 4.2, and is accepted for registration in Category _____
CRN: _____
Registered Date: _____
Expiry Date: May 7 2034
Signature: _____ (Signature of the Administrator/SCO)
The information you provide is necessary only for the administration of the programs as required by the Alberta Safety Codes Act and Regulations in the Pressure Equipment Discipline

2024-02171 ABSA SAFETY CODES ACT - PROVINCE OF ALBERTA ACCEPTED: OC24077. 2 See acceptance letter for conditions of registration. Date: 2024-05-07 By: [Signature] JODY BLAIR, P. Eng. DOP: D00010552
This stamp and signature have been affixed electronically to this registered design as required by Section 20(1) of the Pressure Equipment Safety Regulation, in accordance with the Electronic Transactions Act.


Table 1 Scope of Fitting Designs**

Item #	Primary Pressure Bearing / Retaining Component	Material of Construction	Port Connections and Size Range	MDMT	Rated Pressure		Pressure Class(es) / Schedule(s)	Design Code(s) of Construction	Reference Catalogue (pages) or Drawing(s)
					At Ambient Temperature	At Maximum Temperature			
1	Body, Endcap	A105	BW, SW; ≤ 2.5	-20°F	7650 psi	4250psi@800F	CL 900-3100	ASME B16.34	See attachm
2	Body, Endcap	A182 F22	BW, SW; ≤ 2.5	-20°F	7750 psi	1805psi@1050	CL 900-3100	ASME B16.34	See attachm
3	Body, Endcap	A182 F91	BW, SW; ≤ 2.5	-20°F	7750 psi	3080psi@1100	CL 900-3100	ASME B16.34	See attachm

Table 2 Additional Scope Information

List/Attach Additional Detail and References (Product Configurations, Options, Illustrations, etc.)
Example:
Series X Options

** For additional alternatives of Table 1, refer to Form AB-41a, Guide for Completing Form AB-41



FORGED HIGH-PRESSURE VALVES

Technical Data	
Sizes	3/4 - 4"
Pressure Classes	ASME / ANSI Class 900 - 3100
Temperature Range	-20 up 1100°F (-29 up 593°C)
Materials of Construction	Carbon steel (A105) Alloy steel (F22, F91)
In Compliance	ASME B16.34 PED Nuclear ASME III Class 1, 2 and 3 Nuclear Safety Related - 10CFR50
End Connections	Socketweld, buttweld, NPT - standard Others available upon request
Warranty	Four year zero-leakage guarantee*

Valve Nominal Size	Pipe ID	Transition Angle	Bore	Cv Based on Pipe ID	Max Cv of Valve
3/4"	Sch 160 0.612	0°	0.58	44	44
1"	Sch XXS 0.599	0°	0.63	44	44
1"	Sch XXS 0.599	10°	0.38	7.5	15
1-1/4"	Sch XXS 0.896	15°	0.63	31	44
1-1/2"	Sch XXS 1.100	15°	0.63	22	44
2"	Sch XXS 1.503	7.5°	1.06	80	136
2"	1.1	5°	0.63	19	44
2-1/2"	Sch XXS 1.771	12.5°	1.06	58	136
3"	Sch XXS 2.300	7°	1.5	162	284
4"	Sch XXS 3.152	15°	1.5	91	284
3"	1.9	15°	1.06	60	143
4"	2.61	15°	1.06	43	143

Since the pipe I.D. and corresponding transition from valve I.D. to pipe I.D. has a critical impact on the Cv of the valve, we have devised the above table. This table gives the Cv based on industry standard pipe and also the maximum Cv of the valve only. For Cv with other pipe I.D. or bore size, consult factory. Cv values are approximate, contact factory for exact Cv values.

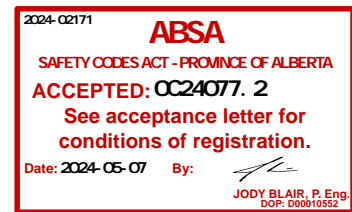
PRESSURE / TEMPERATURE RATINGS

A182-F22 Class 3 (2 1/4 Cr - 1 mo.)*** (Temperature F°)

ANSI Rating	-20 to 100	200	300	400	500	600	650	700	750	800	850	900	950	1000	1050	1100
900	2250	2250	2185	2115	1995	1815	1765	1705	1595	1525	1460	1350	1160	800	525	330
1500	3750	3750	3640	3530	3325	3025	2940	2840	2660	2540	2435	2245	1930	1335	875	550
2500	6250	6250	6070	5880	5540	5040	4905	4730	4430	4230	4060	3745	3220	2230	1455	915
3100	7750	7750	7527	7292	6868	6249	6081	5866	5492	5244	5034	4644	3993	2764	1806	1134

A105 (Carbon Steel)** (Temperature F°)

ANSI Rating	-20 to 100	200	300	400	500	600	650	700	750	800
900	2220	2035	1965	1900	1810	1705	1650	1590	1520	1235
1500	3705	3395	3270	3170	3015	2840	2745	2665	2535	2055
2500	6170	5655	5450	5280	5025	4730	4575	4425	4230	3430
3100	7652	7014	6760	6548	6230	5866	5675	5486	5244	4252



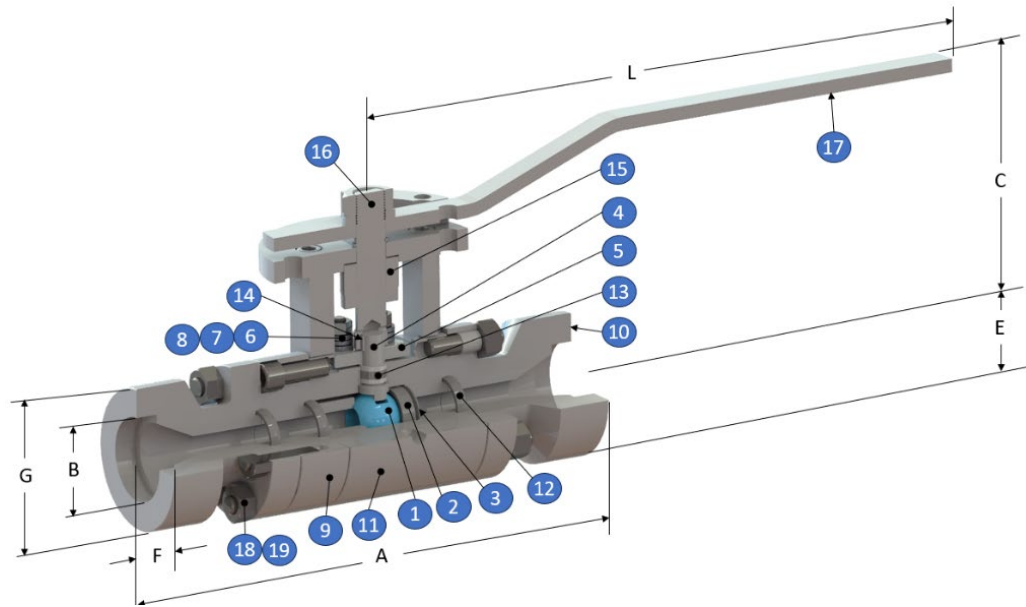
This stamp and signature have been affixed electronically to this registered design as required by Section 20(1) of the Pressure Equipment Safety Regulation, in accordance with the Electronic Transactions Act.

A182-F91 Type 1 (9Cr. - 1 Mo.) (Temperature F°)

ANSI Rating	-20 to 100	200	300	400	500	600	650	700	750	800	850	900	950	1000	1050	1100
900	2250	2250	2185	2115	1995	1815	1765	1705	1595	1525	1460	1350	1160	1090	1080	895
1500	3750	3750	3640	3530	3325	3025	2940	2840	2660	2540	2435	2245	1930	1820	1800	1490
2500	6250	6250	6070	5880	5540	5040	4905	4730	4430	4230	4060	3745	3220	3030	3000	2485
3100	7750	7750	7527	7292	6868	6249	6081	5866	5492	5244	5034	4644	3993	3756	3720	3080

Working pressures are in accordance with ASME/ANSI B16.34-2020. *Power applications.

Pressure-temperature ratings are in accordance with ASME/ANSI B16.34-2020.



FEATURES

Integral metal seat. Proprietary HVOF RiTech® coating technology ensures the integral seat in ValvTechnologies' valves is resistant to the attack of abrasive magnetite and ferrous oxides.

Body seal ring. Field-proven seal ring technology to ensure sealing under all operating conditions up to 1500°F.

Patented coating process. With surfaces hardness of 68 - 72 Rc, uninterrupted operation and superior wear resistance is assured even in the most severe conditions.

Live-loaded gland area. Featuring a four stud, live-loaded assembly designed for heavy industrial applications. Ensures zero emissions from stem packing in the most severe applications.

True blow-out proof stem. Design utilizes a one-piece, hard faced, blow out proof stem that is inserted through the inside of the body cavity eliminating the possibility of blow-out through the gland area.

Absolute zero-leakage. Every valve tested per ANSI procedures; however, we toughen the standard and define zero leakage as no detectable leakage of gas or a liquid for a period of three minutes or greater. The ValvTechnologies' standard is zero drops and zero bubbles. guaranteed.

V1-R Butt Weld, Class 900-3100, Full port

NPS	A	C	D	E	G	L	Weight lbs.
	3100	2500	2500	2500	2500	2500	2500
3/4"	11.5	4.50	1.94	1.19	1.05	7.1	22
1"	11.5	5.88	2.75	1.75	1.32	15	22
1-1/4"	14.5	5.88	2.75	1.75	1.66	15	45
1-1/2"	14.5	5.88	2.75	1.75	1.90	15	45
2"	18	6.68	3.81	2.13	2.38	15	130

V1-R Socket Weld, Class 900-3100, Full port

NPS	A	B	C	D	E	F	G	L	Weight lbs.
	3100	2500	3100	3100	3100	2500	3100	3100	3100
3/4"	11.5	1.06	4.50	1.94	1.19	0.50	1.87	7.1	22
1"	11.5	1.33	5.88	2.75	1.75	0.50	2.30	15	22
1-1/4"	14.5	1.67	5.88	2.75	1.75	0.50	3.50	15	45
1-1/2"	14.5	1.91	5.88	2.75	1.75	0.50	3.16	15	45
2"	18	2.41	6.68	3.81	2.13	0.63	3.88	15	130

Item	Description	Material		
		F22 (2 1/4 Cr-1 Mo.) Alloy Steel	A105 CARBON Steel Body Trim	F91 (8.75 -0.95Cr-0.22V) Alloy Steel
1*	Ball	A182 Gr. F6a/HVOF RiTech® 31	A182 Gr. F6a/HVOF RiTech® 31	SB-637 N07718
2*	Upstream seat	SA-182 Gr. F22 CI 3/H.F.	SA-182 Gr. F22 CI 3/H.F.	SA-182 Gr. F22 CI 3/H.F.
3*	Belleville® spring	SB-637 N07718	SB-637 N07718	SB-637 N07718
4	Stem	A638 Gr. 660/H.F	A638 Gr. 660/H.F	A638 Gr. 660 /H.F
5	Gland	SA-182 Gr. F316/H.F	SA-182 Gr. F316/H.F	SA-182 Gr. F316/H.F
6	Gland load spring	UNS N07718	UNS N07718	UNS N07718
7	Gland nut	SA-194 Gr.8M	SA-194 Gr. 8M	SA-194 Gr. 8M
8	Gland stud	SA-193 Gr. B8M	SA-193 Gr. B8M	SA-193 Gr. B8M
9*	End cap/integral seat	SA-182 F22/HVOF RiTech® 31	SA-105/HVOF RiTech® 31	SA-182 F91/HVOF RiTech® 31
10	End Cap	SA-182 F22	SA-105	SA-182 F91
11	Body	SA-182 F22	SA-105	SA-182 F91
12*	Body seal	SB-637 N07718/PT24	SB-637 N07718/PT24	SB-637 N07718/PT24
13*	Gland packing	ANSI 316/Grafoil®	ANSI 316/Grafoil®	ANSI 316/Grafoil®
14	Key	SA-29 Gr. 1018	SA-29 Gr. 1018	SA-29 Gr. 1018
15	Thrust bearing	A29-1020/H.F.	A29-1020/H.F.	A29-1020/H.F.
16	Drive sleeve	SA-29 Gr. 4130	SA-29 Gr. 4130	SA-29 Gr. 4130
17	Handle	Steel	Steel	Steel
18*	Body stud	SB-637 N07718	SA-193 Gr. B7	SB-637 N07718
19*	Body nut	SB-637 N07718	SA-194 Gr. 2H	SB-637 N07718
20	Stop plate	SA-216 Grade WCB	SA-216 Grade WCB	SA-216 Grade WCB

*Recommend spare parts